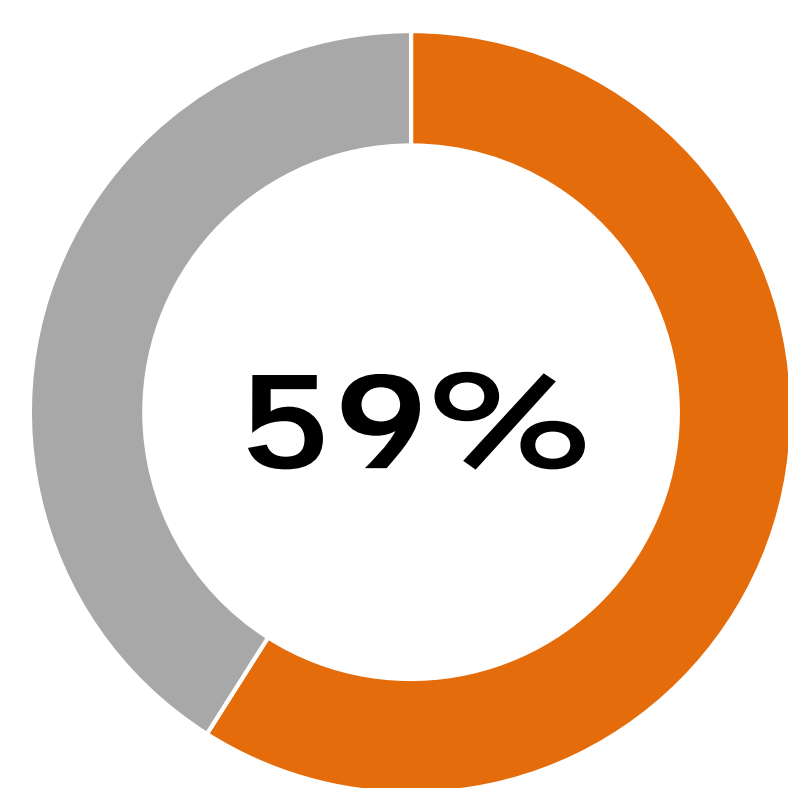


Employment, Education and Training

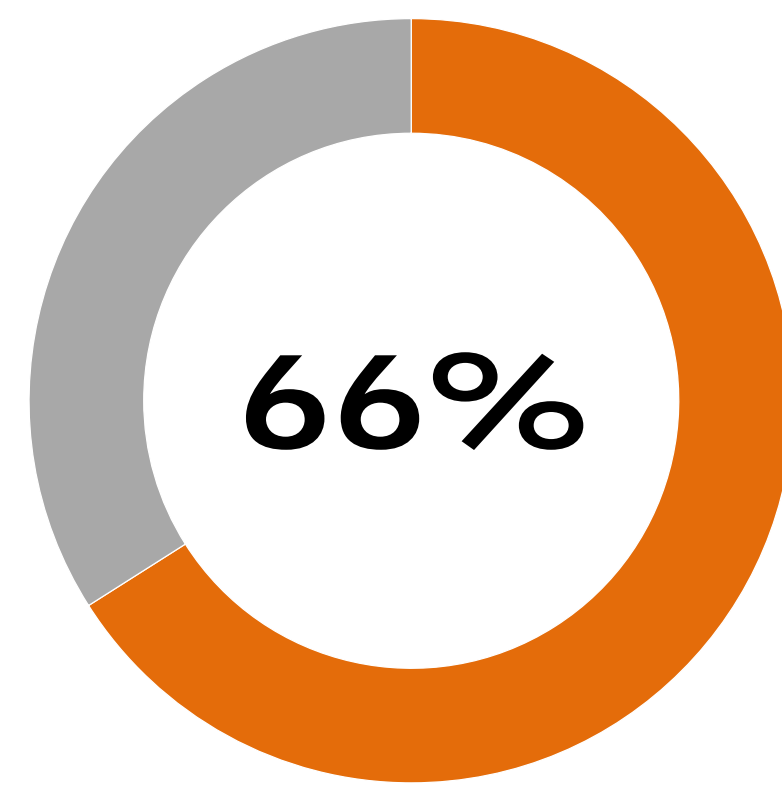
Highlights from the 2016 Guelph Wellington Immigrant Survey Report

Economic Context

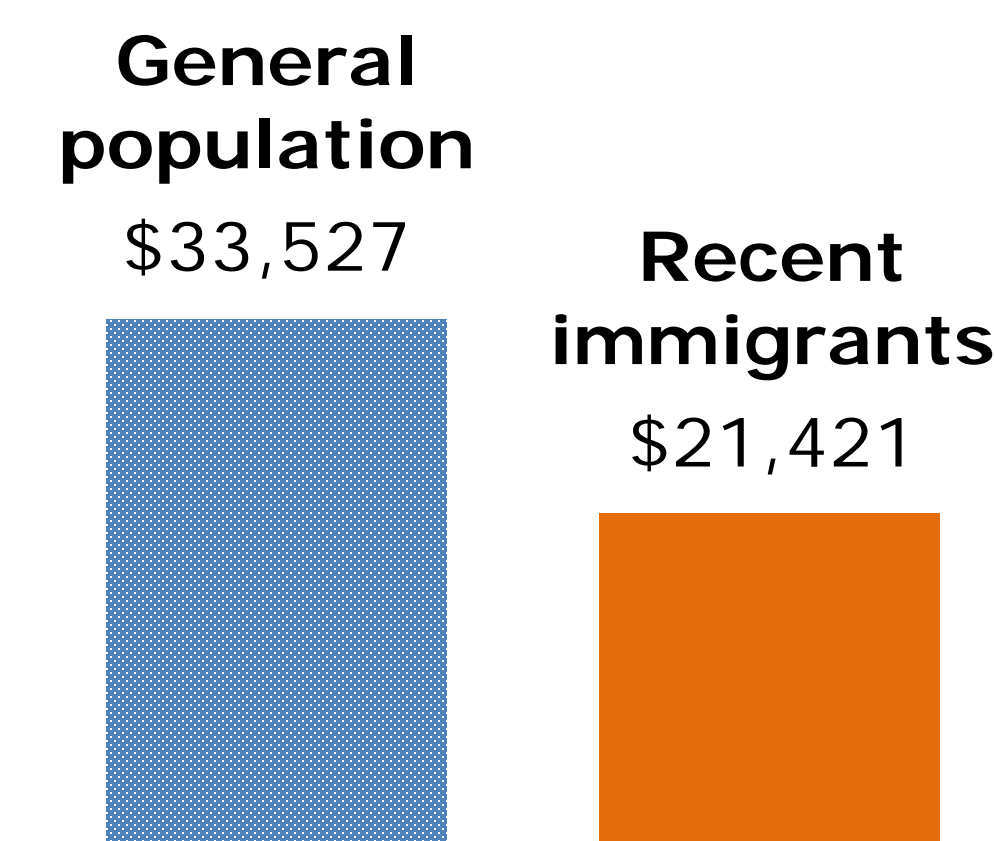
Economic immigrants to Canada are screened based on human capital criteria like age, language proficiency, education level and work experience. We would expect that such carefully screened candidates would see **incomes which meet or exceed the median of the general population.**



The majority of recent immigrants to Guelph-Wellington are **economic immigrants.**



Two thirds of recent immigrants to Guelph **have a post-secondary degree, certificate or diploma.**




The **median income** of immigrants in Guelph is **36% less** than that of the general population.

Barriers to Employment

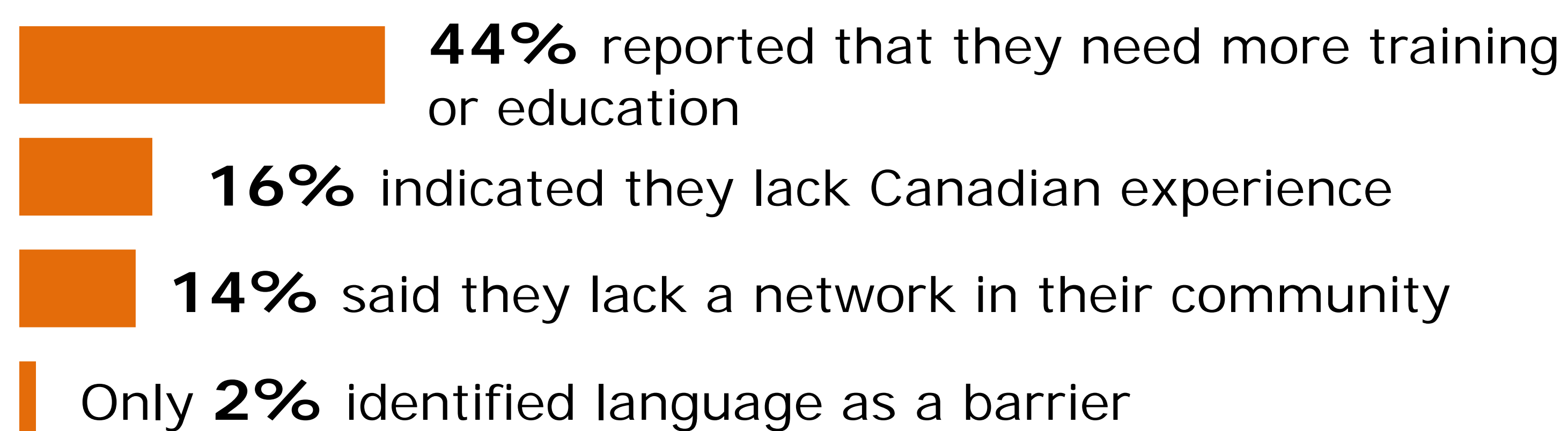
36% of respondents were **not working** when they completed the survey. For them:

- **Transportation** was reported as the main barrier (47%)
- Other reasons include being enrolled in school (15%), not being able to work (9%), or language barriers (9%)



5 out of 9 respondents are working in their field of training

For respondents not working in their field of training:



Job Search Strategies



Respondents' top 4 sectors of employment

- Manufacturing
- Education/Law/Community/Social Work
- Health Care
- Business/Finance/Real Estate/Administration

- While **49%** accessed employment services, only **9%** reported using them to find the job they are currently in.
- Methods used to find current job included: internet searches (26%), friends (24%), professional networks (17%), and the use of employment services (9%).
- Respondents indicated a general lack of awareness of opportunities and supports for training, education and licensing.

Recommendations Include

- Increase awareness and provide supports for employers to understand **international credentials assessments** and the educational and professional sector profile of immigrants in the area.
- Increase opportunities for information-sharing, connection with employers, and **professional networking for immigrant job-seekers.**
- Ensure that **realistic and up-to-date information** about career paths, required education and accreditation, and labour market needs is available to immigrants both pre- and post-arrival.

Data drawn from a survey of 218 immigrants living in Guelph and Wellington (August-October 2016), the National Household Survey (2011) and Immigration, Refugees and Citizenship Canada (2016).

For more information, access the full 2016 Guelph Wellington Immigrant Survey Report at www.guelphwellingtonlip.ca

Alternate accessible formats available upon request at 519-822-1260.